

SignMatch®



Modular Sign System

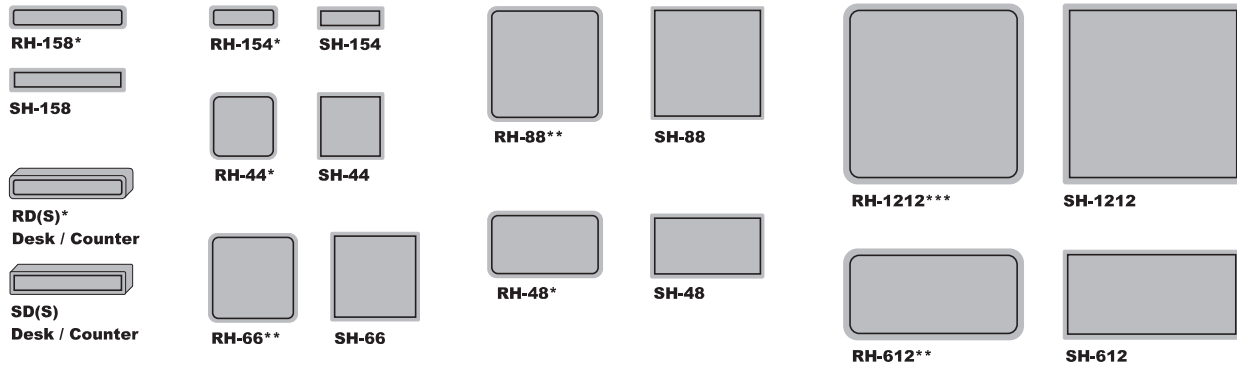
SignMatch, the original modular system of injection moulded plastic holders and inserts, is offered in many sizes, two shapes and various colours, providing a systematic and popular solution to every facility's wayfinding needs.

Your Source for Sign Systems



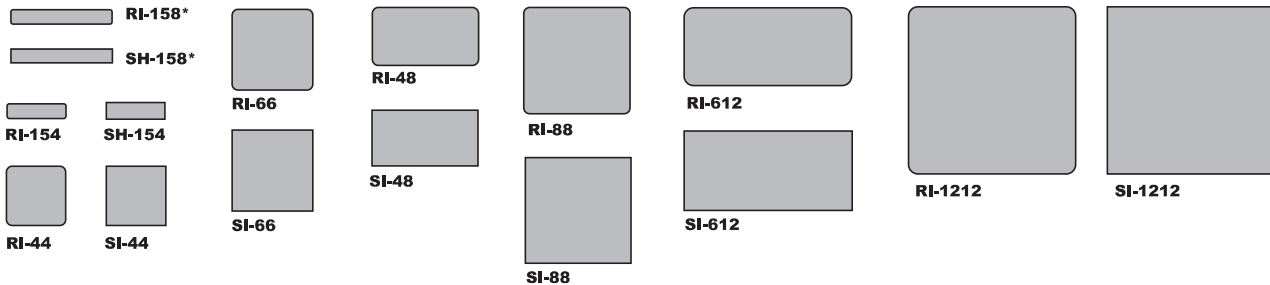
SPECIFICATION GUIDE

Moulded Plastic Holders



* Inside Radius 8mm
 ** Inside Radius 14mm
 *** Inside Radius 32mm

Moulded Plastic Solid Opaque Inserts



* These inserts snap directly into holder.

ClearLens Inserts*



* All ClearLens inserts snap directly into holder.

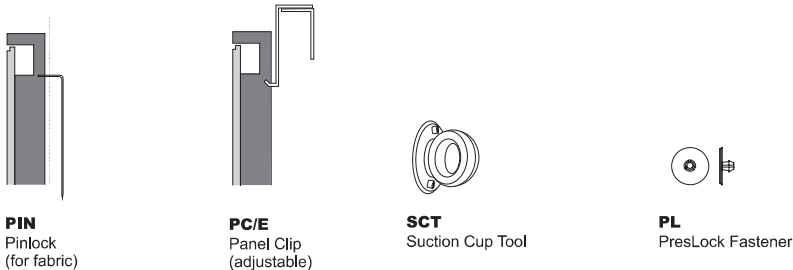
Holder / Opaque Insert Colours:

A02 Black A44 Brown A71 Green A74 Blue
 A43 Beige A47 Grey A72 White A78 Pearl Grey

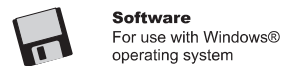
Paper Insert Colours:

A43 Beige A72 White
 A47 Grey A78 Pearl Grey

Accessories



SignWord Accessories



Software
 For use with Windows® operating system

SWPRO - SignWord Pro Software

Windows is a registered trademark of Microsoft Corporate



Paper Inserts

Colours
 A43 Beige
 A47 Grey
 A72 White
 A78 Pearl Grey

SWS/SWR - Square or Radius Paper Inserts