

A revolutionary new product from APCO, FullView is a low profile graphic display system, representing the next level in sign systems which are compatible with digital printing output. Environmentally friendly, tamper resistant and economical, yet design flexible and comprehensive, FullView is without equal.

From point of purchase and merchandising displays to facility room identification, DDA signage, directional modules and more, FullView is the perfect choice.

The system is 100% modular and updatable. Inserts are protected by a non-glare acrylic lens and are changed by removing a unique, concealed Locking Pin using a special Magnet and Suction Cup Tool provided by APCO. When inserts are changed frequently, a Top Access Assembly option makes the process fast and easy.

FullView itself is available in a wide range of sizes and colours to suit virtually every environment or, may be used in conjunction with APCO's comprehensive Accord 15 sign system, truly making a Total System Solution.

Features and Benefits:

- Low Profile, a sleek 10.67mm depth
- Virtually tamper proof - via concealed locking pin
- Four edge shapes: Radius, Square, Contour & Bevel
- Modular, completely updateable
- Multiple mounting methods
- Environmentally friendly - recyclable aluminium components and paper inserts.
- DDA Compliant
- Aesthetically compatible with APCO's Accord 15 System


Ideal For:

Hospitals / Medical Centres, Laboratories, Banks, Schools / Universities, Retail Shops and Centres

European Patent (UK) No. 1,467,337



1. FullView System with Clear Cover, Locking Pin, and Removal Tool.

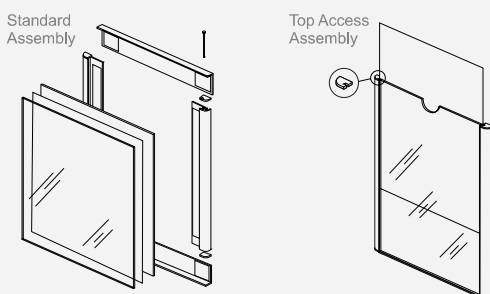


2. Removal of Concealed Locking Pin with Magnetic Tool

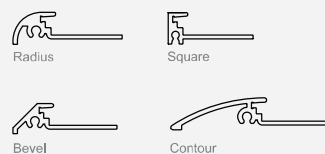


3. Removal of Clear Protective Cover with Suction Cup Tool

Exploded Views



Edge Profiles





4. Room ID with DDA Insert and Slider



7. Concealed Pin Mount Office Partition Sign




9. Horizontal Configuration Flush Mount Ceiling Sign



5. Top Access Wall Mount



8. Double Sided Counter Sign w/ Optional Literature Holders



10. Standard Wall Mount



11. Top Access Countertop Module

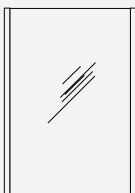


6. Wall Mount

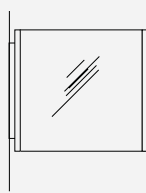


12. Standard Wall Mount

Various Mounting Methods



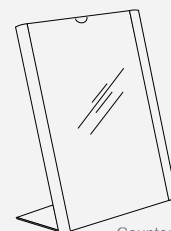
Wall Mount



Projecting



Ceiling Mount / Suspended



Countertop Display